

CBSE NCERT Solutions for Class 9 Mathematics Chapter 11

Back of Chapter Questions

Exercise: 11.1

1. Construct an angle of 90° at the initial point of a given ray and justify the construction.

Solution:

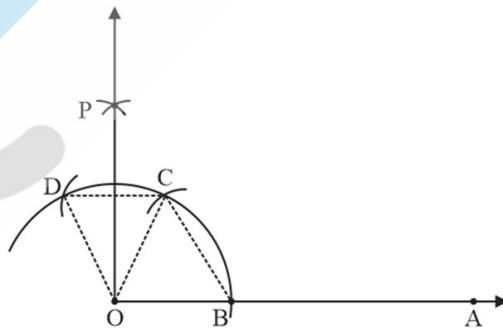
Steps of construction:

- (i) Draw a ray OA.
- (ii) Taking O as center and any radius, draw an arc cutting OA at B.
- (iii) Now, taking B as center and with the same radius as before, draw an arc intersecting the previously drawn arc at point C.
- (iv) With C as center and the same radius, draw an arc cutting the arc at D.
- (v) With C and D as centers and radius more than $\frac{1}{2} CD$, draw two arcs intersecting at P.
- (vi) Join OP.

Thus, $\angle AOP = 90^\circ$

Justification

We need to prove $\angle AOP = 90^\circ$



Join OC and BC

Thus,

$OB = BC = OC$ (Radius of equal arcs—By Construction)

$\therefore \triangle OCB$ is an equilateral triangle

$$\angle BOC = 60^\circ$$

Join OD, OC and CD

Thus, $OD = OC = DC$ (Radius of equal arcs—By Construction)

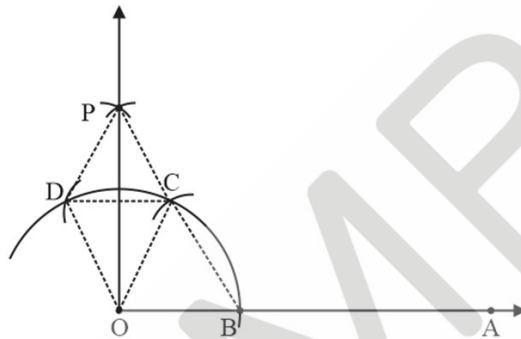
$\therefore \triangle DOC$ is an equilateral triangle

$$\angle DOC = 60^\circ$$

Join PD and PC

Now,

In $\triangle ODP$ and $\triangle OCP$



$OD = OC$ (Radius of some arcs)

$DP = CP$ (Arc of same radii)

$OP = OP$ (Common)

$\therefore \triangle ODP \cong \triangle OCP$ (SSS Congruency)

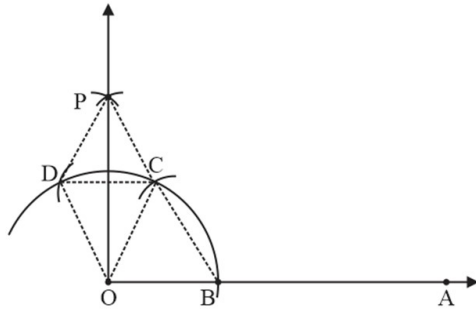
$\therefore \angle DOP = \angle COP$ (CPCT)

So, we can say that

$$\angle DOP = \angle COP = \frac{1}{2} \angle DOC$$

$$\angle DOP = \angle COP = \frac{1}{2} \times 60^\circ = 30^\circ \text{ (We proved earlier that } \angle DOC = 60^\circ \text{)}$$

Now,



$$\angle AOP = \angle BOC + \angle COP$$

$$\angle AOP = 60^\circ + 30^\circ$$

$$\angle AOP = 90^\circ$$

Hence justified

2. Construct an angle of 45° at the initial point of a given ray and justify the construction.

Solution:

Steps of construction:

- (i) Draw a ray OA.
- (ii) Taking O as center and any radius, draw an arc cutting OA at B.
- (iii) Now, taking B as center and with the same radius as before, draw an arc intersecting the previously drawn arc at point C.
- (iv) With C as center and the same radius, draw two arcs intersecting at P.
- (v) With C and D as centers and radius more than $\frac{1}{2} CD$, draw two arcs intersecting at P.
- (vi) Join OP
Thus, $\angle AOP = 90^\circ$
Now we draw bisector of $\angle AOP$
- (vii) Let OP intersect the original arc at point Q
- (viii) Now, taking B and Q as centers, and the radius greater than $\frac{1}{2} BQ$, draw two arcs intersecting at R.

(ix) Join OR.

Thus, $\angle AOR = 45^\circ$

Justification

We need to prove $\angle AOR = 45^\circ$

Join OC & OB

Thus,

$OB = BC = OC$

$\therefore \triangle OCB$ is an equilateral triangle

$\therefore \angle BOC = 60^\circ$

Join OD, OC and CD

Thus, $OD = OC = DC$

$\therefore \triangle DOC$ is an equilateral triangle

$\therefore \angle DOC = 60^\circ$

Join PD and PC

Now,

In $\triangle ODP$ and $\triangle OCP$

$OD = OC$ (Radius of same arcs)

$DP = CP$ (Arc of same radii)

$OP = OP$ (Common)

$\therefore \triangle ODP \cong \triangle OCP$ (SSS Congruency)

$\therefore \angle DOP = \angle COP$ (CPCT)

So, we can say that

$$\angle DOP = \angle COP = \frac{1}{2} \angle DOC$$

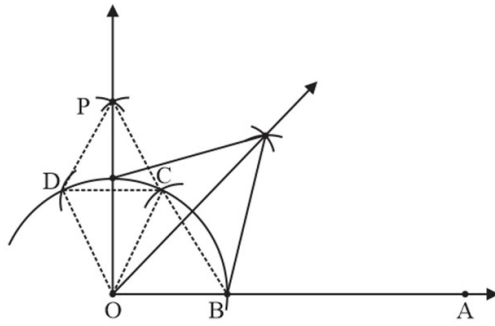
$$\angle DOP = \angle COP = \frac{1}{2} \times 60^\circ = 30^\circ \text{ (We proved earlier that } \angle DOC = 60^\circ \text{)}$$

Now,

$$\angle AOP = \angle BOC + \angle COP$$

$$\angle AOP = 60^\circ + 30^\circ$$

$$= 90^\circ$$



Now,

Join ΔOQR and ΔOBR

$OQ = OR$ (Radius of same arcs)

$OQ = BR$ (Arc of same radii)

$OQ = OR$ (Common)

$\therefore \Delta OQR \cong \Delta OBR$ (SSS Congruency)

$\therefore \angle OQR = \angle BOR$ (CPCT)

$\angle OQR = \angle BOR = \frac{1}{2} \angle AOP$

$\angle DOP = \angle COP = \frac{1}{2} \times 90^\circ$

$= 45^\circ$

Thus, $\angle AOR = 45^\circ$

Hence justified

3. Construct the angles of the following measurements:

(1) 30°

(2) $22\frac{1}{2}^\circ$

(3) 15°

Solution:

(1) 30°

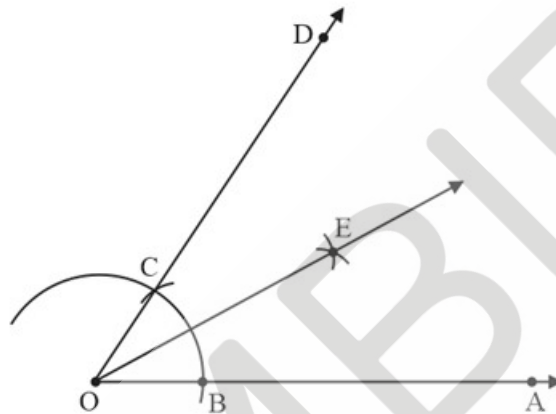
First we make 60° ,

And then its bisector

Steps of construction:

(i) Draw a ray OA.

- (ii) Taking O as center and any radius,
Draw an arc cutting OA to B.
- (iii) Now, taking B as center and with the same radius as before,
Draw an arc intersecting the previously drawn arc at point C.
- (iv) Draw the ray OD passing through C
Thus, $\angle AOD = 60^\circ$
Now we draw bisector of $\angle AOD$



- (v) Taking C and D as center,
With radius more than $\frac{1}{2}CD$, draw arcs intersecting at E.
- (vi) Join OE
Thus $\angle AOE = 30^\circ$

(2) $22\frac{1}{2}^\circ$

$$22\frac{1}{2} = \frac{45}{2}$$

So, we make 45° and then its bisector

Steps of construction:

- (i) Draw a ray OA.
- (ii) Taking O as center and any radius, draw an arc cutting OA at B.
- (iii) Now, taking B as center and with the same before, draw an arc intersecting the previously drawn arc at point C.
- (iv) With C as center and the same radius,

Draw an arc cutting the arc at D

- (v) With C and D as centers and radius more than $\frac{1}{2}CD$,

Draw two arcs intersecting at P.

- (vi) Join OP.

Thus, $\angle AOP = 90^\circ$

- (vii) Let OP intersect the original arc at point Q

- (viii) Now, taking B and Q as centers, and radius greater than $\frac{1}{2}BQ$

Draw two arcs intersecting at R.

- (ix) Join OR.

Thus $\angle AOR = 45^\circ$

Now we draw bisector of $\angle AOR$

- (x) Mark point S where ray OR intersects the arc

- (xi) Now, taking B and S as centers, and radius greater than $\frac{1}{2}BS$,

Draw two arcs intersecting at T.

- (xii) Join OT.

Thus, $\angle AOT = 22\frac{1}{2}^\circ$

- (3) 15°

First we make 30° ,

And then its bisector

Steps of construction:

- (i) Draw a ray OA.

- (ii) Taking O as center and any radius,

Draw an arc cutting OA and B.

- (iii) Now, taking B as center and with the same radius as before,

Draw an arc intersecting the previously drawn arc at point C.

- (iv) Draw the ray OD passing through C

Thus, $\angle AOD = 60^\circ$

Now we draw bisector of $\angle AOD$

- (v) Taking C and D as center,
With radius more than $\frac{1}{2}CD$ draw arcs intersecting at E.
- (vi) Join OE
Thus $\angle AOE = 30^\circ$
Now we know draw bisector of $\angle AOD$
- (vii) Taking P and B as center,
With radius more than $\frac{1}{2}PB$, draw arcs intersecting at F.
- (viii) Taking P and B as center,
With radius more than $\frac{1}{2}PB$, draw arcs intersecting at F.
- (ix) Join OF
Thus, $\angle AOF = 15^\circ$

4. Construct the following angles and verify by measuring them by a protractor:

- (1) 75°
- (2) 105°
- (3) 135°

Solution:

- (1) 75°
 $75^\circ = 60^\circ + 15^\circ$
 $75^\circ = 60^\circ + \frac{30^\circ}{2}$

So, to we make 75° , we make 60° and then bisector of 30°

Step of construction

- (i) Draw a ray OA.
- (ii) Taking O as center and any radius, draw an arc cutting OA at B.
- (iii) Now, with B as center, and same radius as before,
Draw another arc intersecting the previously drawn arc at point C.
- (iv) Now, with C as center, and same radius,
Draw another arc intersecting the previously drawn arc at point D
- (v) Draw ray OE passing through C and ray OF passing through D

Thus, $\angle AOE = 60^\circ$

And $\angle EOF = 60^\circ$

Now we bisect $\angle EOF$ twice

$60^\circ \rightarrow 30^\circ \rightarrow 15^\circ$

(vi) Taking C and D as center, with radius more than $\frac{1}{2} CD$,
draw arcs intersecting at P.

(vii) Join OP

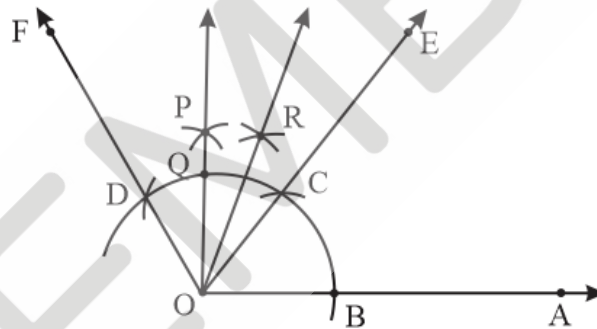
(viii) Thus $\angle EOP = 30^\circ$

Now we bisect $\angle EOP$ i.e. $\frac{30^\circ}{2} = 15^\circ$

(vii) Mark point Q where OP intersects the arc

(viii) Taking Q and as center, with radius more than $\frac{1}{2} QC$,

Draw arcs intersecting at R.



Thus, $\angle AOR = 75^\circ$

On measuring the $\angle AOR$ by protractor, we can find that find that $\angle AOR = 75^\circ$

Thus, the construction is verified

(2) 105°

$$105^\circ = 90^\circ + 15^\circ$$

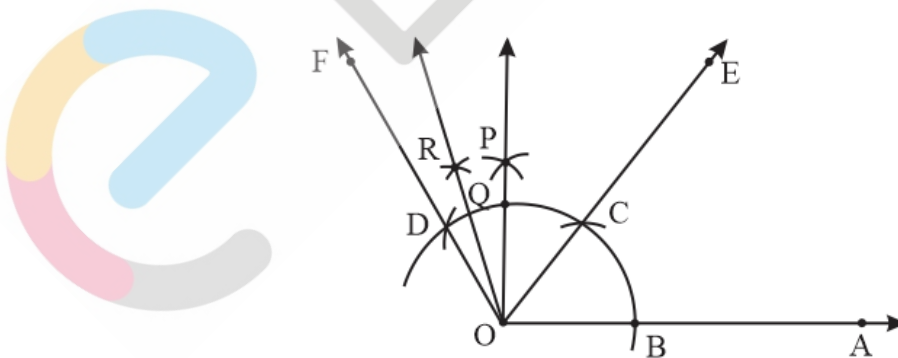
$$105^\circ = 90^\circ + \frac{30^\circ}{2}$$

So, to make 105° , we make 90° and then bisector of 30°

Steps of constructions

(i) Draw a ray OA.

- (ii) Taking O as center and any radius, drawn an arc cutting OA to B.
- (iii) Now with B as center and same radius as before,
Draw an arc intersecting the previously drawn arc at point D
- (iv) Draw ray OE passing through C
And ray OF passing through D
Thus, $\angle AOE = 60^\circ$
And $\angle EOF = 60^\circ$
Now we bisect $\angle EOF$ twice
 $60^\circ \rightarrow 30^\circ \rightarrow 15^\circ$
- (v) Taking C and D as center, with radius more than $\frac{1}{2}CD$,
Draw arcs intersecting at P.
- (vi) Join OP
Thus, $\angle AOP = 90^\circ$
And $\angle POD = 30^\circ$
Now, we bisect $\angle POD$ i.e. $\frac{30^\circ}{2} = 15^\circ$
- (vii) Mark point Q where OP intersects the arc
- (viii) Taking Q and C as center, with radius more than $\frac{1}{2}QC$, draw arcs intersecting at R.
- (ix) Join OR



Thus $\angle AOR = 105^\circ$

On measuring the $\angle AOR$ by protractor, we find that $\angle AOR = 105^\circ$

Thus, the construction is verified

(3) 135°

$$135^\circ = 90^\circ + 45^\circ$$

So, make 135° , we make 90° and then 45°

Step of construction

- (i) Draw a line OAA'
- (ii) Taking O as center and any radius draw an arc cutting OA at B .
- (iii) Now, with B as center and same radius as before,
Draw an arc intersecting the previously drawn arc at point C .
- (vi) With C as center and then same radius,
Draw an arc cutting the arc at D .
- (v) With C and D as centers and radius more than $\frac{1}{2}CD$, draw two arcs intersecting at P .

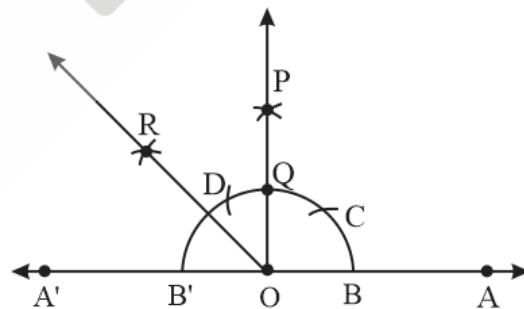
Draw two arcs intersecting at P .

$$\text{Thus, } \angle AOP = 90^\circ$$

$$\text{Also, } \angle A'OP = 90^\circ$$

So, we bisect $\angle A'OP$

- (vi) Mark point Q where OP intersects the arc
- (vii) With B' and Q as centers and radius more than $\frac{1}{2}B'Q$,
Draw two arcs intersecting at R .
- (viii) Join OR .



$$\therefore \angle POR = 45^\circ$$

Thus,

$$\angle AOR = \angle AOP + \angle POR$$

$$= 90^\circ + 35^\circ$$

$$= 135^\circ$$

$$\therefore \angle AOR = 135^\circ$$

5. Construct an equilateral triangle, given its side and justify the construction.

Solution:

Let us construct an equilateral triangle, each of whose side = 3 cm (say).

Steps of construction:

Step I:

Draw \overline{OA} .

Step II:

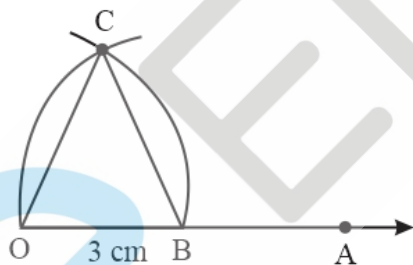
Taking O as centre and radius equal to 3 cm, draw an arc to cut \overline{OA} at B such that $OB = 3$ cm

Step III:

Taking B as centre and radius equal to OB, draw an arc to intersect the previous arc at C.

Step IV:

Join OC and BC.



Thus $\triangle OBC$ is the required equilateral triangle.

Justification

\because The arcs OC and BC are drawn with the same radius

\because $OC = BC$

\Rightarrow $OC = BC$ [Chords corresponding to equal to arcs are equal]

\because $OC = OB = BC$

\therefore OBC is an equilateral triangle.

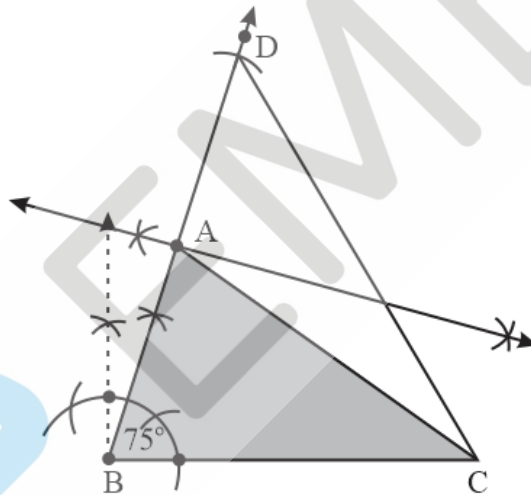
Exercise: 11.2

1. Construct a triangle ABC in which $BC = 7\text{ cm}$, $\angle B = 75^\circ$ and $AB + AC = 13\text{ cm}$

Solution:

Steps of constructions:

- (i) Draw base BC of length 7 cm
- (ii) Now, let's draw $\angle B = 75^\circ$
Let the ray be BX
- (iii) Open the compass to length $AB + AC = 13\text{ cm}$.
From point B as center, cut an arc on ray BX.
Let the arc intersect BX at D
- (iv) Join CD
- (v) Now, we will draw perpendicular bisector of CD
- (vi) Mark point A where perpendicular bisector intersects BD
- (vii) Join AC



$\therefore \triangle ABC$ is the required triangle

2. Construct a triangle ABC in which $BC = 8\text{ cm}$, $\angle B = 45^\circ$ and $AB - AC = 3.5\text{ cm}$.

Solution:

Steps of construction:

- (i) Draw base BC of length 8 cm
- (ii) Now let's draw $\angle B = 45^\circ$
Let the ray be BX

- (iii) Open the compass to length $AB - AC = 3.5$ cm

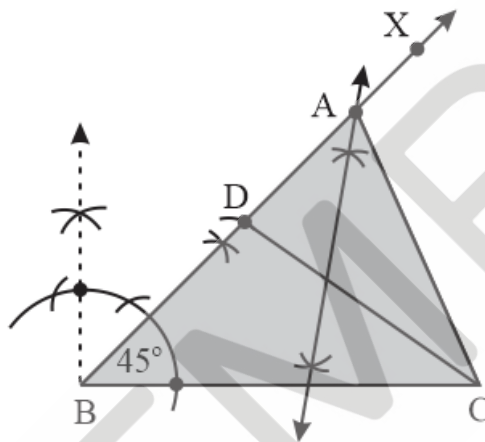
Note:

Since $AB - AC = 3.5$ cm is positive So, BD will be above line BC

From point B as center, cut an arc on ray BX.

Let the arc intersect BX at D

- (iv) Join CD
 (v) Now, we will draw perpendicular bisector of CD
 (vi) Mark point A where perpendicular bisector intersects BD
 (vii) Join AC



$\therefore \triangle ABC$ is the required triangle

3. Construct a triangle PQR in which $QR = 6$ cm, $\angle Q = 60^\circ$ and $PR - PQ = 2$ cm.

Solution:

Steps of construction:

- (i) Draw base QR of length 6 cm
 (ii) Now, let's draw $\angle Q = 60^\circ$
 Let the ray be QX
 (iii) Open the compass to length $PR - PQ = 2$ cm.

Note:

Since $PR - PQ = 2$ cm,

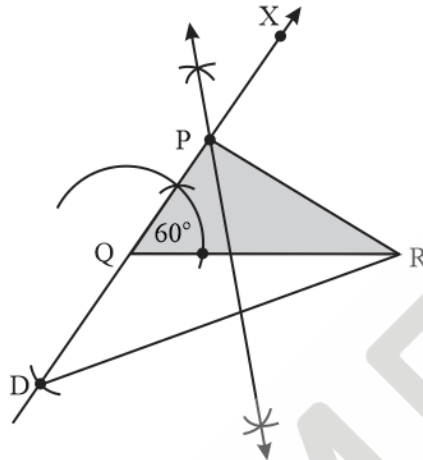
$(PQ - PR)$ is negative

So, QD will be below line QR

From point Q as center, cut an arc on ray QX. (opposite side of QR).

Let the arc intersect QX at D

- (vi) Join RD
- (v) Now, we will draw perpendicular bisector of RD
- (vii) Mark Point P where perpendicular bisector intersects RD
- (viii) Join PR



$\therefore \Delta PQR$ is the required triangle

4. Construct a triangle XYZ in which $\angle Y = 30^\circ$, $\angle Z = 90^\circ$ and $XY + YZ + ZX = 11$ cm.

Solution:

Given $\angle Y = 30^\circ$, $\angle Z = 90^\circ$ and $XY + YZ + ZX = 11$ cm.

Let's construct ΔXYZ

Steps of construction:

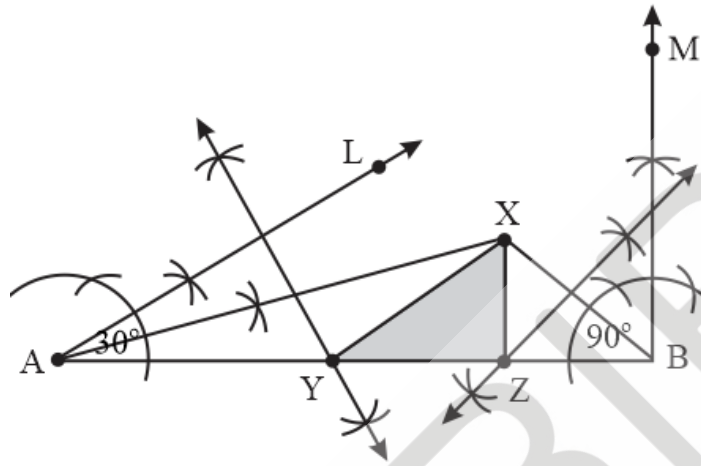
- (i) Draw a line segment AB equal to $XY + YZ + ZX = 11$ cm
- (ii) Make angle equal to $\angle Y = 30^\circ$ from the point A
Let the angle be $\angle LAB$.
- (iii) Make angle equal to $\angle Z = 90^\circ$ from the B
Let the angle be $\angle MBA$
- (vi) Bisect $\angle LAB$ and $\angle MBA$.
Let these bisector intersect at a point X.
- (v) Make perpendicular bisector of XA

Let it intersect AB at point Y

- (vi) Make perpendicular bisector of XB

Let it intersect AB at the point Z

- (vii) Join XY & YZ



$\therefore \triangle XYZ$ is the required triangle

5. Construct a right triangle whose base is 12 cm and sum of its hypotenuse and other side is 18 cm.

Solution:

Let $\triangle ABC$ be the right angle triangle

Where $BC = 12$ cm

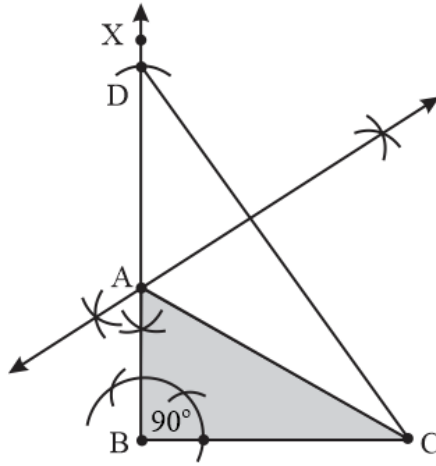
$\angle B = 90^\circ$ and

$AC + AB = 18$ cm

Steps of construction:

- (i) Draw base BC of length 12 cm
- (ii) Now, let's draw $\angle B = 90^\circ$
Let the ray be BX
- (iii) Open the compass to length $AB + AC = 18$ cm.
From point B as center, cut an arc on ray BX
Let the arc intersects BX at D
- (iv) Join CD
- (v) Now we will draw perpendicular bisector of CD

- (vi) Mark point A where perpendicular bisector intersects BD
- (vii) Join AC



$\therefore \Delta ABC$ is the required triangle